


FEATURES

The **MSM942038-24** is part of a family of fully integrated smart motor solutions for servo motor applications. This 42mm (NEMA 17), 38W power motor integrates a brushless DC motor and driver module. The user can choose one of three options: speed control mode, position control mode, or speed/position control mode. Two control interface options are available: an RS485 interface or a PULSE/DIR interface.

Easy-to-use GUI software provides flexibility by allowing users to optimize the design online through the RS485 control interface. The parameters are saved in the motor's non-volatile memory. A design guide for the GUI is available for download at www.monolithicpower.com.

In addition to the fully integrated smart motor solutions, the driver modules can be ordered separately for customization into different motor types. The **MMP742038-24** is the driver module part number.

A datasheet for the MMP742038-24 is available for download at www.monolithicpower.com.



DESCRIPTION

- 18V to 36V Input Voltage Range
- Max 38W Continuous Power Output
- 0.12N-m Rated Torque (0.36N-m Peak Torque)
- 0.3° Position Resolution
- RS485 Interface and PULSE/DIR Interface
- Position Control and Speed Control
- Operating Temperature: 0°C to 70°C (Power Derated > 40°C)
- Storage Temperature: -40°C to +125°C

ORDERING INFORMATION

Part Number	MSM942 038-24- S-R	MSM942 038-24- P-R	MSM942 038-24- C-R	MSM942 038-24- P-D
Diameter (mm)	42	42	42	42
Power (W)	38	38	38	38
Typical Voltage (V)	24	24	24	24
Control Mode	Speed	Position	Speed/ Position	Position
Interface	RS485	RS485	RS485	PULSE/ DIR

To evaluate the smart motor, an evaluation kit can be ordered directly from monolithicpower.com.

Evaluation Kit EVKT-942038-24

#	Part Number	Item	Quantity
1	MSM942038-24-X-X	Smart motor	1
2	eMotion System™ communication kit	USB communication interface with cable	1

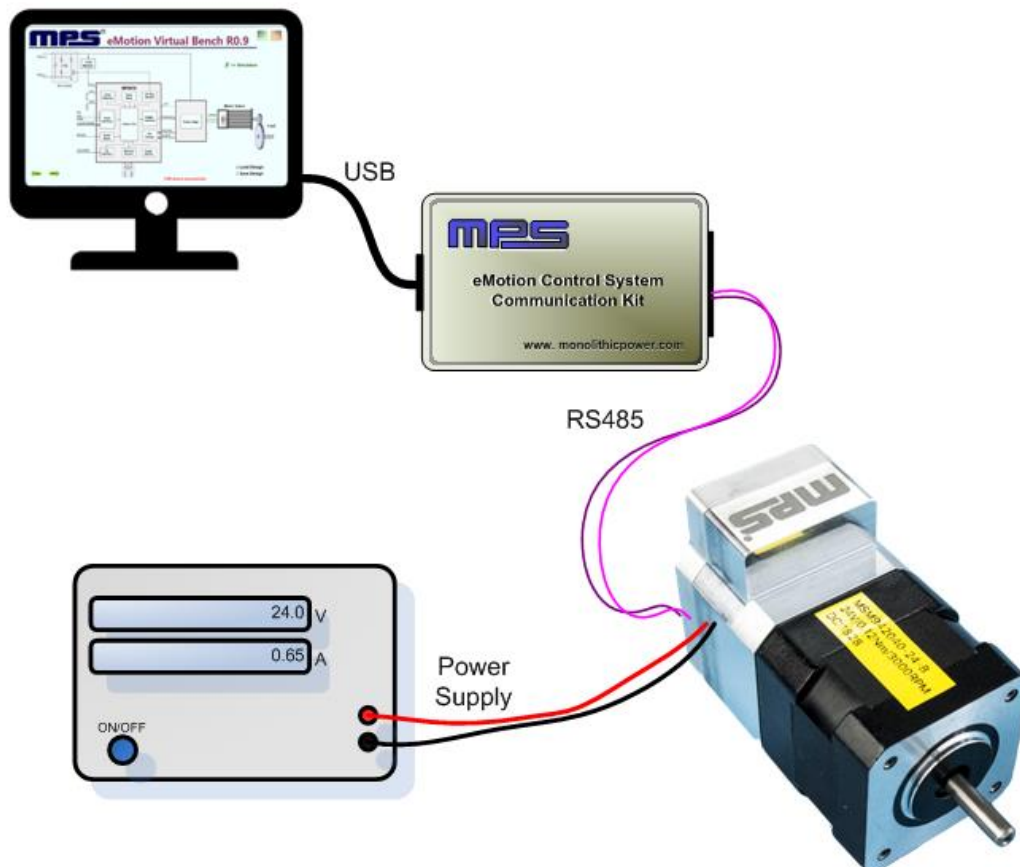
SMART MOTOR SPECIFICATIONS

Smart Motor			
Parameters	Condition	Value	Units
Input voltage		24	V
Output power	0°C to 40°C	38	W
Position resolution		0.3	°
Nominal speed		3000	rpm
Nominal torque		0.12	N-m
Rotor inertia		24	g-cm ²
Diameter		42	mm
Shaft diameter		5	mm
Length	Body only	40	mm
Weight		300	g

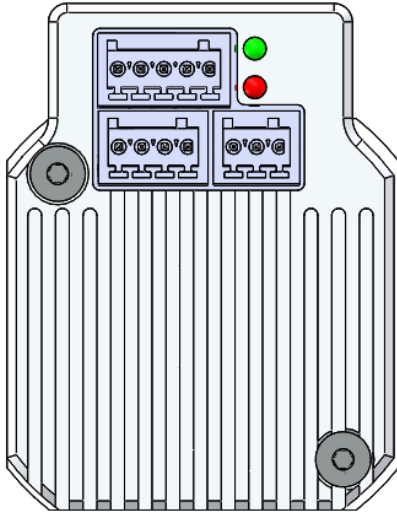
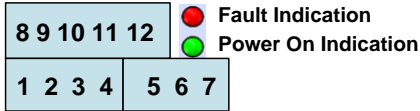
RECOMMENDED OPERATION CONDITIONS

Input voltage 18V to 36V
 Control interface voltage 0V to 5.5V
 Max pulse frequency 500kHz
 RS485 A/B voltage 0V to 5.5V
 RS485 common mode voltage ±15V
 Operation temperature 0°C to 70°C
 Storage temperature -40°C to +125°C

HARDWARE CONNECTION FOR SMART MOTOR



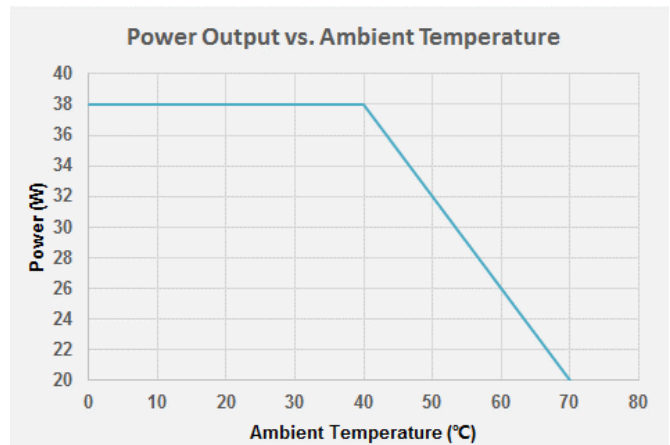
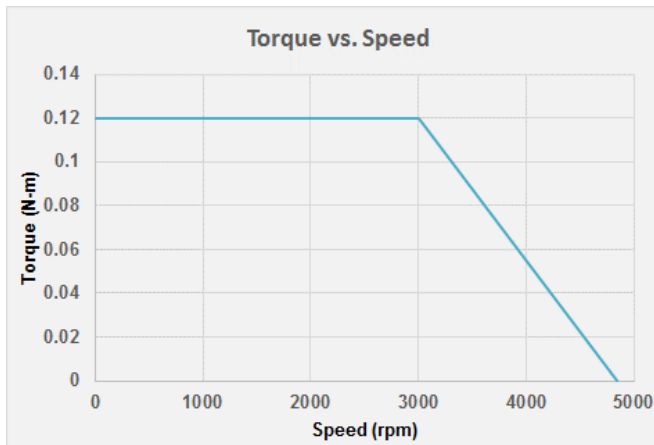
PIN CONFIGURATION



Pin Number	Designation	Pin Description
RS485 Interface		
1	EXT_5V	5V input for firmware programming
2	B	RS485 node B
3	AGND	RS485 ground
4	A	RS485 node A
Power Interface		
5	GND	Power ground
6	R-	Shunt resistor return node
7	VIN	Input power supply
Control Interface		
8	COM-	Common return
9	EN+	Enable input
10	PEND+	Position end output
11	PUL+	Pulse input
12	DIR+	Direction input

TYPICAL PERFORMANCE CHARACTERISTICS

$T_A = 25^\circ\text{C}$, $V_{IN} = 24\text{V}$, unless otherwise noted.



SMART MOTOR MECHANICAL DRAWING

